



GHG EMISSIONS (tCO₂e)

Scope 1

2022: 368.27
2021: 394.18
2019: 362.01

Scope 2

2022: 4,982.65
2021: 7,436.54
2019: 1,628.60

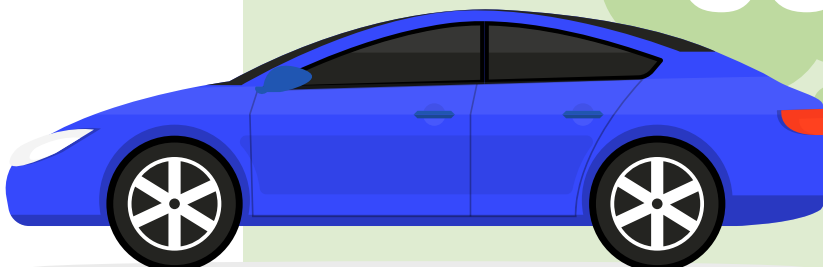
Scope 3

2022: 7,373.28
2021: 7,436.54

GHG INTENSITY (tCO₂e/\$\$M)


2022: 117.49
2021: 104.83
2019³: 19.20

CO₂




- 1 As mentioned above, we have restated the environmental data for 2021 and 2019 (i.e. emissions, water, fuel and electricity consumption) within this Sustainability Report due to an improvement in our data collection methodologies. Please refer to the respective material topic sections for more details.
- 2 This Sustainability Report solely discloses information relating to VICOM's operations in Singapore. Data on our operations in Malaysia are excluded as our Malaysian operations are immaterial to our overall revenue.

2022 IN REVIEW^{1, 2}



FUEL CONSUMPTION (L)

2022: 138,081.59
 2021: 147,099.68
 2019: 135,308.13



WATER WITHDRAWN FOR CONSUMPTION (MEGA LITRES)

2022: 61.33
 2021: 40.14
 2019: 25.31

ELECTRICITY PURCHASED (KWH)



2022: 12,281,606
 2021: 6,732,890
 2019: 3,986,771

WASTE (METRIC TONNES)

2022: 235.70
 2021: 19.49
 2019: 17.70



WORKPLACE SAFETY

Rate of Fatalities as a result of work-related injuries

2022: 0
 2021: 0
 2019: 0

Rate of High-Consequence Work Related Injuries

2022: 0
 2021: 0
 2019: 0.96



Rate of Recordable Work-Related Injuries:

2022: 2.40
 2021: 3.87⁴
 2019: 1.93

3 This figure excludes Scope 3 GHG emissions as VICOM only commenced its Scope 3 GHG inventory in 2021.

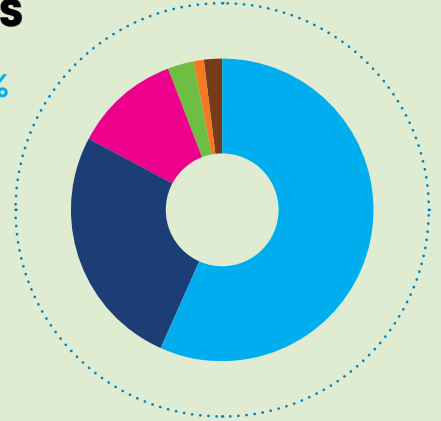
4 Rate of Recordable Work-Related Injuries has been restated due to an improvement in our data collection methodology.

2022 IN REVIEW



DIVERSITY METRICS

Singaporean & PR: 56.8%
 Indian: 26.2%
 Malaysian: 11.3%
 Filipino: 2.8%
 Chinese: 1.0%
 Others: 1.9%



TESTING INTEGRITY

INCIDENTS OF NON-COMPLIANCE RAISED BY 3RD PARTY ATTESTATION BODY

FY 2022

Incidents of non-compliance with standards requirement resulting in a suspension in a particular field	0
Incidents of non-compliance with standards resulting in a revocation in a particular field	0
Incidents of non-compliance with voluntary codes	0



CHARITY



LOCAL COMMUNITY

VICOM raised a total of S\$29,664 in donations and yielded over 112 hours spent on volunteering by our employees

CERTIFICATIONS, AWARDS AND ACHIEVEMENTS

VICOM GROUP



- VICOM attained the Eco-Office Certification: Champion Tier by Singapore Environment Council ("SEC")
- VICOM will be ISO 37001:2016 Anti-Bribery Management System certified by February 2023.
- VICOM is certified with the Data Protection Trustmark Certification ("DPTM"), launched by InfoComm Media Development Authority ("IMDA")
- VICOM to join the WSH Advocate Programme in Feb 2023

SETSCO

- SETSCO attained the Zero Lost Time Incident in 2022 Award by the Petrochemical Corporation of Singapore Pte Ltd ("PCS")
- SETSCO joined the Energy Efficiency National Partnership ("EENP") with the National Environment Agency ("NEA")
- SETSCO attained the Eco-Office Certification: Elite Tier (highest tier) by SEC
- SETSCO joined the WSH Advocate Programme
- SETSCO attained ISO37001:2016 Anti-Bribery Management System certification.
- SETSCO is certified ISO 50001:2011 on Energy Management System
- SETSCO to be certified ISO 14001:2015, Environmental Management System by 2023
- SETSCO is certified ISO 45001:2018 Occupational Health and Safety Management System
- SETSCO is certified with the DPTM, launched by IMDA
- SETSCO's Bukit Batok premise attained the Building and Construction Authority ("BCA") Green Mark certification



VICOM GROUP



- CEO of VICOM Group, Mr Sim Wing Yew, was awarded the Best CEO Award by the Singapore Corporate Awards 2022
- Silver Award for Best Risk Management for Mid-Cap Category (Between S\$300 million and \$1 billion in market capitalisation) by the Singapore Corporate Awards 2022
- Runner Up for Shareholder Communications Excellence Award ("SCEA") 2022, Mid Cap Category by the Securities Investors Association Singapore ("SIAS")

