


## 2021 IN REVIEW

### GHG EMISSIONS (TOTAL)



#### Direct (Scope 1) GHG Emissions<sup>1</sup>

FY2021: 379.3  
FY2020: 298.9  
FY2019: 360.6



#### Indirect (Scope 2) GHG Emissions<sup>2</sup>

FY2021: 4,930  
FY2020: 3,167  
FY2019: 3,462

<sup>1</sup> The fuel use emissions factor used to calculate the Scope 1 emissions was derived from Diesel and Petrol emissions factors from DEFRA for 2019, 2020 and 2021 respectively.

<sup>2</sup> The electricity emission factor used to calculate the Scope 2 emissions was Singapore's BM emission factor in 2019, 2020 and 2021 respectively.

### Vehicle Emission Testing



Number of In-Use  
Vehicle Emission  
Tests Conducted

FY2021: 523,639  
FY2020: 493,520  
FY2019: 462,718




Number of New/  
Imported Used  
Vehicle Emission  
Tests Conducted

FY2021: 704  
FY2020: 501  
FY2019: 608



**VEHICLE  
EMISSIONS  
TESTS**



### WASTE



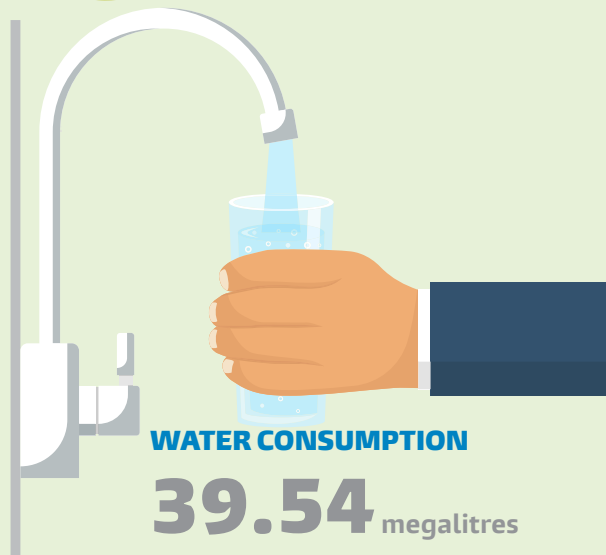
#### Waste generated

**20.7** metric tonnes  
of total waste

**8.46** metric tonnes  
of non-hazardous waste  
recycled

#### E-waste recycled

**2.34** metric tonnes



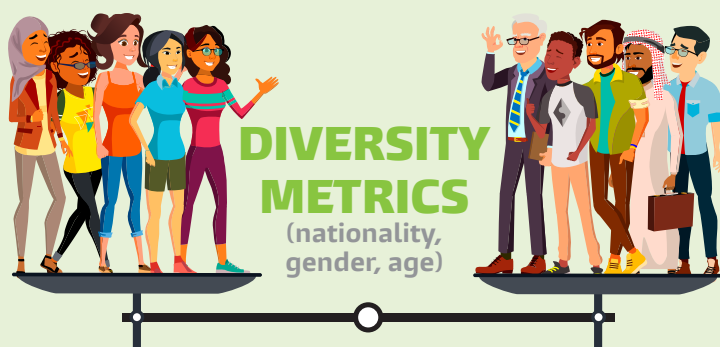
**39.54** megalitres

## 2021 IN REVIEW

## WORKPLACE SAFETY RATE



TYPE OF WORK-RELATED INJURY	FY 2019	FY 2020	FY 2021
Rate of Fatalities as a result of work-related injuries	0	0	0
Rate of High-Consequence Work Related Injuries	0	0	0.10
Rate of Recordable Work-Related Injuries	0	0.095	0.63



### DIVERSITY METRICS

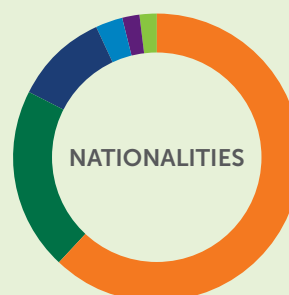
(nationality, gender, age)

FEMALE EMPLOYEES

**26%**

EMPLOYEES AGED ABOVE 50 YEARS

**21%**



Singapore & PR: 64%

Indian: 21%


Malaysian: 11%

Filipino: 3%

Others: 2%

Chinese: 2%

## TESTING INTEGRITY



INCIDENTS OF NON-COMPLIANCE RAISED BY 3RD PARTY ATTESTATION BODY: FY 2021

Incidents of non-compliance with standards requirement resulting in a suspension in a particular field 0

Incidents of non-compliance with standards resulting in a revocation in a particular field 0

Incidents of non-compliance with voluntary codes 0

Total number of incidents of non-compliance with standard requirement and/or voluntary codes 0

## LOCAL COMMUNITY



VICOM DONATED CLOSE TO

**\$70,000**  
to 13 causes in Singapore.

**117** volunteer hours