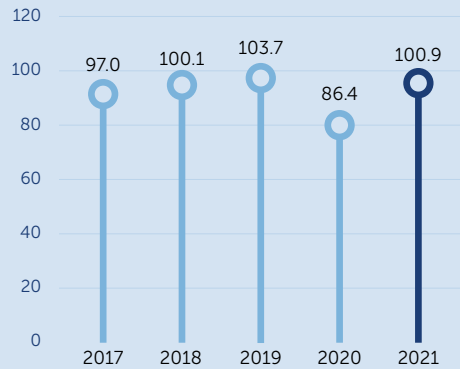


GROUP FINANCIAL HIGHLIGHTS

REVENUE

(\$'mil)



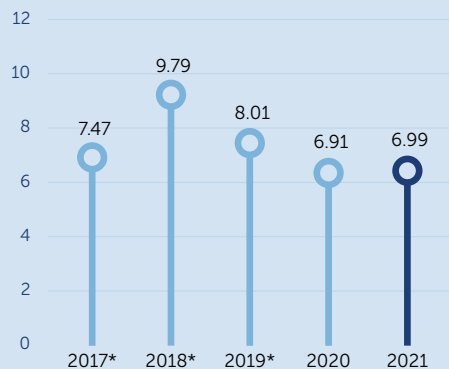
PROFIT ATTRIBUTABLE TO SHAREHOLDERS

(\$'mil)



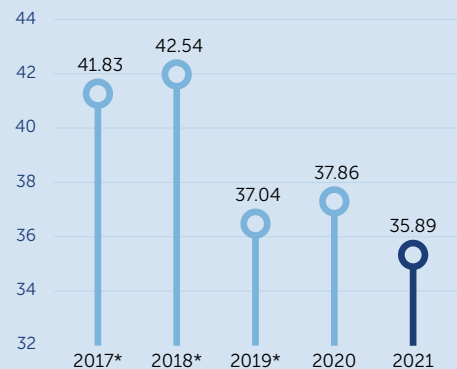
EARNINGS PER ORDINARY SHARE

(cents)



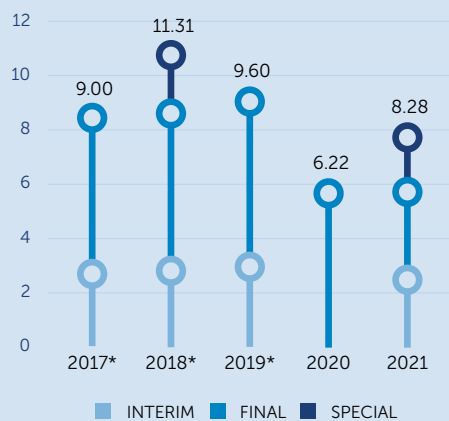
NET ASSET VALUE PER ORDINARY SHARE

(cents)



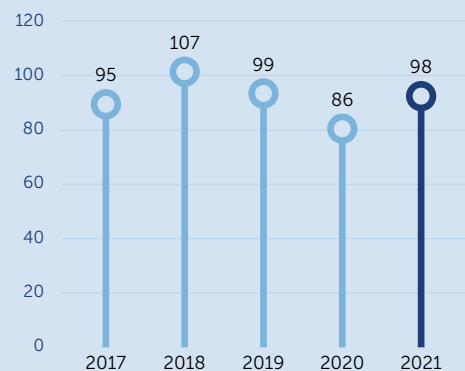
TOTAL DIVIDEND PER ORDINARY SHARE

(cents)



VALUE-ADDED PER EMPLOYEE

(\$'000)



* Adjusted for the increase in the number of ordinary shares resulting from the share split on 12 June 2020 for the Financial Years 2017 to 2019.

FINANCIAL SUMMARY

	2017	2018	2019	2020	2021
Revenue (\$'mil)	97.0	100.1	103.7	86.4	100.9
Other Income (\$'mil)	–	7.7	–	–	–
Operating Costs (\$'mil)	66.5	68.1	69.5	57.1	69.9
Operating Profit (\$'mil)	30.5	39.7	34.2	29.3	31.0
Profit Attributable to Shareholders (\$'mil)	26.5	34.7	28.4	24.5	24.8
EBITDA (\$'mil)	36.7	46.1	41.6	36.7	38.2
Issued capital (\$'mil)	36.3	36.3	36.3	36.3	36.3
Capital and reserves (\$'mil)	148.3	150.8	131.3	134.3	127.3
Capital disbursement (\$'mil)	4.4	26.2	5.4	15.0	12.3
Return on shareholders' equity (%)	17.8	23.2	20.1	18.4	18.9
Earnings per ordinary share* (cents)	7.47	9.79	8.01	6.91	6.99
Net asset value per ordinary share* (cents)	41.83	42.54	37.04	37.86	35.89
Interim dividend per ordinary share* (cents)	3.28	3.36	3.53	–	3.04
Final dividend per ordinary share* (cents)	5.72	5.79	6.07	6.22	3.24
Special dividend per ordinary share* (cents)	–	2.16	–	–	2.00
Total dividend per ordinary share* (cents)	9.00	11.31	9.60	6.22	8.28
Dividend cover (number of times)	0.8	0.9	0.8	1.1	0.8

VALUE-ADDED FOR THE GROUP

	2017		2018		2019		2020		2021	
	\$'000	%	\$'000	%	\$'000	%	\$'000	%	\$'000	%
Suppliers of capital – dividends	28,454	35.1	32,677	35.5	41,118	46.0	21,777	29.4	33,533	39.4
Taxation to the government	5,621	6.9	6,589	7.1	6,763	7.5	5,106	6.9	5,851	6.9
Retained earnings	3,522	4.3	8,022	8.7	(5,090)	(5.7)	11,283	15.3	354	0.4
Employees – salaries and other staff costs	43,558	53.7	44,857	48.7	46,667	52.2	35,784	48.4	45,362	53.3
Total value-added	81,155	100.0	92,145	100.0	89,458	100.0	73,950	100.0	85,100	100.0
Number of employees	855		865		901		863		864	
Value-added per employee (\$'000)	95		107		99		86		98	

* Adjusted for the increase in the number of ordinary shares resulting from the share split on 12 June 2020 for the Financial Years 2017 to 2019.